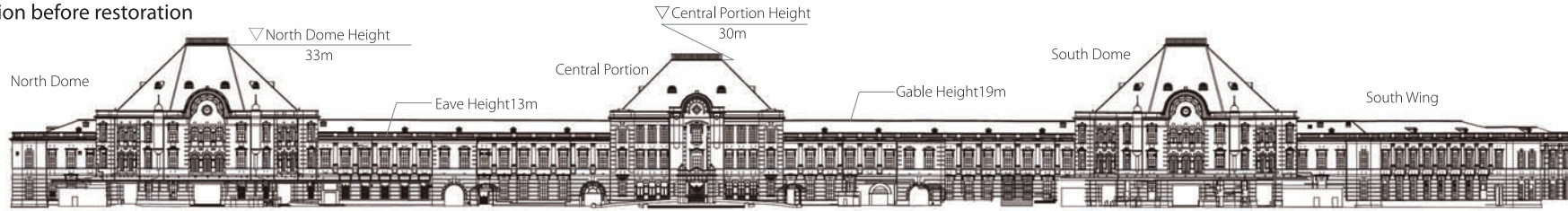
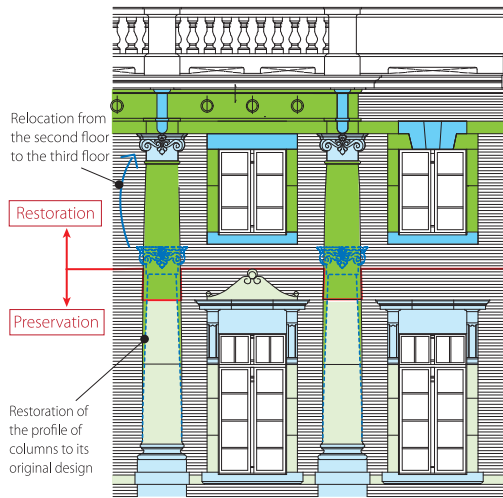



■ Tokyo Station Marunouchi Building-Preservation and Restoration of Exterior Walls

■ Elevation before restoration



■ Elevation after restoration




■ Restoration of the exterior walls on the third floor

In order to restore the exterior walls that were burnt down during the war, relocated column capitals were removed from the second floor and installed in their original location on the third floor. The granite ornaments of capitals and balustrades with copper fittings were properly restored to their original designs after mock-up models had been built in full scale to examine and ascertain the details and construction technique.

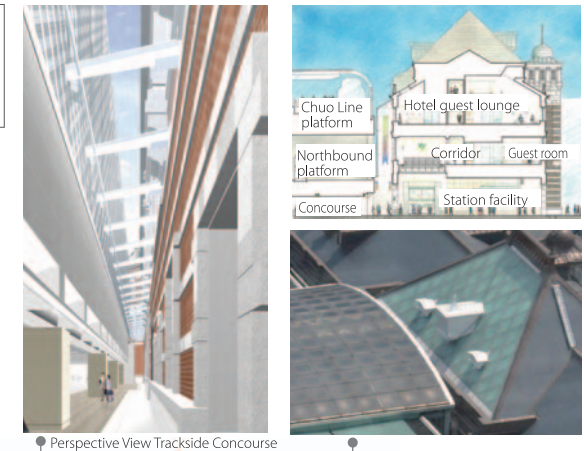
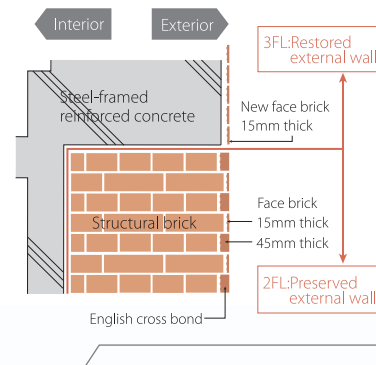
■ Restoration of the exterior wall and refurbishment of the trackside space

The building frame was rebuilt with reinforced concrete, and the exterior face of the wall was restored using face bricks for the third floor. The existing brick building frames on the first and second floors were preserved, while their exterior wall claddings were rebuilt with face bricks that restored the original appearance. With the removal of the concourse side wall, the refurbished trackside space, lit by a newly-built top light, provides passengers with a close-up view of the trackside exterior wall of the Marunouchi Station building. Furthermore, the installation of a glass roof on the trackside brings daylight into the guest lounge of the Tokyo Station Hotel.




■ Seismic isolation system

The use of rubber seismic isolation units and oil damper units between the existing station building structure and the underground portion of the building enhances the earthquake resistance capacity.



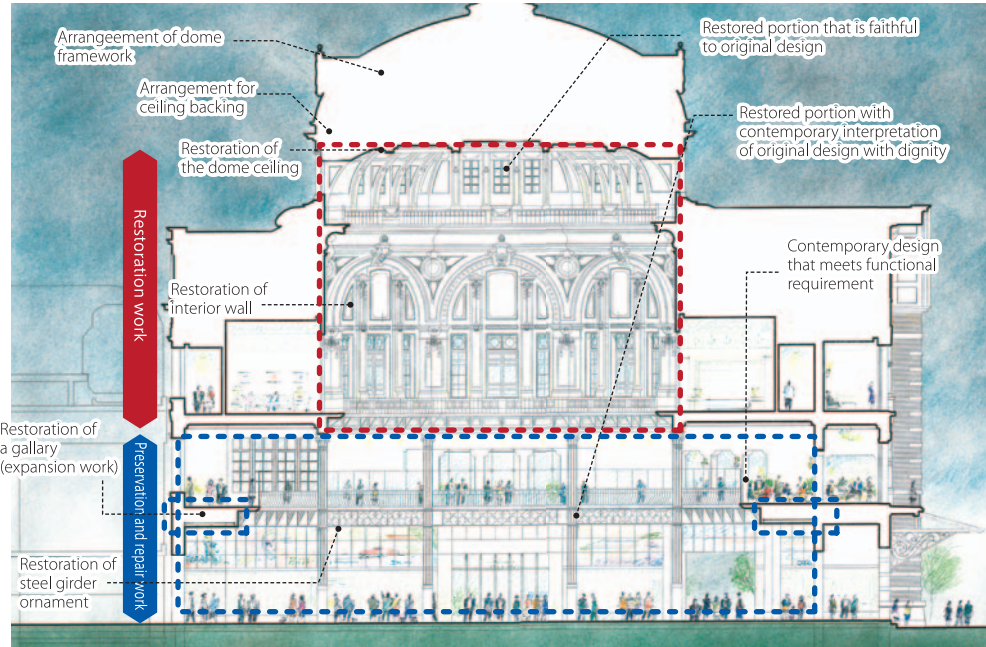
■ Elevation as seen from the station forecourt



■ Tokyo Station Marunouchi Building – Restoration of the interior of the domes


■ Basic principles of preservation and restoration of the domes

The basic approach for preservation and restoration is to apply different methodologies for specific components of a building. During the reconstruction process, the interior of the third and fourth floors and dome ceiling were restored in a manner that was faithful to their original design. In contrast, the first and second floor galleries were restored with functionality and novelty in mind. At the final stage of restoration, an adjustment was made to seamlessly combine the ornamental patterns of the second and third floors. The reconstructed dome represents the harmonious integration of the past with the latest technology.



■ Historical transitions of the domes


The ceiling, which is covered with phoenix reliefs, was burnt down during the war, but the ornamental arches of the third floor miraculously survived intact. As the postwar reconstruction work was done hastily with inadequate preparation, a wooden roof replaced the irreparably damaged dome, and a metallic ceiling in the style of the Pantheon in Rome concealed ornamental arches that were original components of the building. The reinforced concrete columns took the place of ornamental steel columns that had supported a third floor overhang. As a result, the overall effect of the interior was lackluster and rigidly functional without ornamentation. The renovation work in 2012 recreated the original style of the dome and conscientiously restored the ornamental arches above the third floor to the original design.



Perspective view of the dome around the time of its opening




Perspective view of the dome ceiling after post-war restoration



Perspective view of the dome ceiling after restoration

■ Restoration of relief sculptures

The interior of the third and fourth floors and the vaulted ceiling were restored to their original state. The interior of the third and fourth floors and the vaulted ceiling were restored to their original state. All the ornaments are identical in both domes. (Black and white photographs were taken around the time of the foundation of the building.)



Notable ornaments such as oriental zodiac signs and eagles spanning over 2 m across the dome were white photographs were taken around the time of the foundation of the building.)

